

# **CITY OF MILLVILLE TAX COLLECTOR'S ANNUAL REPORT**



## **CALENDAR YEAR 2020**

Jeanne Hitchner, Clerk

**2020 City of Millville  
Annual Tax Collector's  
Report of Receipts**

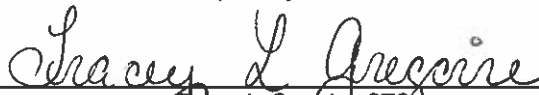
January 1, 2020 through December 31, 2020

***Due February 28, 2021***

MICHAEL SANTIAGO, MAYOR  
W. JAMES PARENT, VICE MAYOR  
ASHLEIGH UDALOVAS  
JOSEPH PEPITONE  
BRUCE L. COOPER  
Jeanne Hitchner  
Regina Burke  
Marcella Shepard  
Bowman & Company LLP

Director of Public Works  
Director of Revenue & Finance  
Director of Public Affairs  
Director of Public Safety  
Director of Parks & Public Property  
City Clerk  
Administrator  
Chief Financial Officer  
Municipal Auditors

Respectfully Submitted,

  
\_\_\_\_\_  
Tracey L. Gregoire, CTO  
Tax & Utilities Collector

Pursuant to NJSA 54:4-91

\*Please note the figures in this report are unaudited\*

# TAX OFFICE OVERVIEW

The following tax personnel are recognized as State Certified Collectors

Tracey L Gregoire

CTC#1563

Issued: 4/14/2005

The following office personnel have successfully completed Rutgers University  
Tax Collection Courses I, II, & III

William McCafferty-Assistant Tax Collector  
Ashley Martinez-Clerk 1

In addition other members of our staffing include:

Jessica Lawson-Clerk 1  
Christina Jones-Clerk 1  
Matthew Yunk-Clerk 1

**Over the years, the tax office has flourished, and taken on many task  
an overview of some of our jobs include but are not limited to:**

Tax Billing and Collection  
Water/Sewer Billing and Collections  
Special Assessment Billing and Collections  
Issuing of Senior PD5' annually  
Filling out of State Issued PTR books  
Tax Sale  
Lien Redemptions, Request, and Issuing Certificate of Redemptions  
Overseeing Tax Collectors Escrow  
Processing meter reads for billing  
Sending monthly delinquent notices Tax-Water-Sewer  
Preparing Turn off resolutions for meter repairs and non-payment  
Preparing Postings for Non-payment  
Dog Licensing \_Issuing and collecting  
Dog Licensing Monthly Report to State  
Cashiering-taxes/water/sewer/dog licenses/fire parking violations/  
zoning permits/payroll deducts/invoices for loans, etc.  
Depositing in respective accounts every day monies collected.

*These are just some of the jobs done on a daily basis in our office.*

*This report reflects the hard work and dedication of our staff to the City of Millville.*

## CURRENT YEAR TAX SUMMARY

### LEVY

BALANCE AS OF 12-31-2019		\$ 24,491,212.14		
FINAL LEVY BILLED 7/2020		\$ 27,514,156.10		
ADDED/OMITTEDS 10/2020		\$ 73,070.75		
			\$	52,078,438.99

### ADJUSTMENTS

CANCELLED		\$ (157,938.81)		
ADDED BY RES	\$ 177,781.75			
TRANSFERS		\$ (584.74)		
APPEAL ADJ		\$ (258,294.30)		
TRANSFER TO LIEN		\$ (135,783.47)		
SC/DISABLE DEDUCTIONS		\$ (895.89)		
VETERAN DEDUCTIONS		\$ (2,000.00)		
SC/DISABLE DISALLOW	\$ 7,810.96			
VETERAN DISALLOW	\$ 2,000.00			
<u>6% YEAR END PENALTY</u>	<u>\$ 11,395.20</u>			
	\$ 198,987.91	\$ (555,497.21)		
			\$	(356,509.30)

### COLLECTIONS

COLLECTIONS		\$ (51,055,738.56)		
HOMESTEAD BENEFIT		\$ -		
<u>REVERSAL CORRECTIONS</u>	<u>\$ 574.44</u>			
	\$ 574.44	\$ (51,055,738.56)	\$	(51,055,164.12)

**BALANCE AS OF 12-31-2020**

**\$ 666,765.57**

## PRIOR YEAR TAX SUMMARY

BALANCE AS OF 12-31-2019		\$ 878,017.94		
			\$	878,017.94

### ADJUSTMENTS

CANCELLED		\$ (0.01)		
ADDED BY RES	\$ 27,763.60			
TRANSFERS	\$ 27,860.54			
APPEAL ADJ		\$ (26,422.26)		
MISCELLANEOUS				
TRANSFER TO LIEN		\$ (75,639.24)		
SC/DISABLE DEDUCTIONS		\$ (500.00)		
VET DISALLOW		\$ 250.00		
<u>SC/DISABLE DISALLOW</u>	<u>\$ 8,510.27</u>			
	\$ 64,134.41	\$ (102,311.51)	\$	(38,177.10)

### COLLECTIONS

REVERSAL CORRECTIONS		\$ (831,972.17)	\$	(831,971.28)
		<u>\$ 0.89</u>		

**BALANCE AS OF 12-31-2020**

**\$ 7,869.56**

**PREPAID TAX (2021 COLLECTED IN 2020)**

**LEVY**

PRELIMINARY LEVY BILLED		\$ 26,194,347.85	
<u>ADDED/OMITTED</u>	<u>\$ 47,251.89</u>		
			\$ 26,241,599.74

**ADJUSTMENTS**

REVERSAL CORRECTIONS		\$ (780.00)	
CANCELLED	\$ -	\$ (38,217.01)	
ADDED BY RES	\$ 1,912.40	\$ -	
TRANSFERS	\$ -	\$ (20,648.47)	
SC/DISABLE DISALLOW	\$ -		
<u>APPEAL ADJ</u>	<u>\$ -</u>	<u>\$ (109,811.88)</u>	
	\$ 1,912.40	\$ (169,457.36)	\$ (167,544.96)

<b>COLLECTIONS</b>		\$ (452,657.21)	\$ (452,657.21)
--------------------	--	-----------------	-----------------

<b>BALANCE AS OF 12-31-2020</b>			<b>\$ 25,621,397.57</b>
---------------------------------	--	--	-------------------------

## **ABATEMENTS OVERVIEW**

### **2020( 5) YEAR PILOTS OVERVIEW**

BALANCE 12-31-19	\$	58,708.83
BILLINGS	\$	65,175.44
ADJUSTMENTS	\$	1,184.30
<u>COLLECTIONS</u>	\$	<u>(125,068.60)</u>
<b>BALANCE AS OF 12-31-20</b>	<b>\$</b>	<b>(0.03)</b>

### **2020 LONG TERM TAX EXEMPTION**

BALANCE 12-31-19	\$	157,128.04
BILLINGS	\$	157,128.04
ADJUSTMENTS		0
<u>COLLECTIONS</u>	\$	<u>(314,256.08)</u>
<b>BALANCE AS OF 12-31-20</b>	<b>\$</b>	<b>-</b>

### **2021( 5) YEAR PILOTS OVERVIEW**

BALANCE 12-31-19	\$	-
BILLINGS	\$	66,937.28
<u>COLLECTIONS</u>	\$	<u>(6.46)</u>
<b>BALANCE AS OF 12-31-20</b>	<b>\$</b>	<b>66,930.82</b>

### **2021 LONG TERM TAX EXEMPTION**

BALANCE 12-31-19	\$	-
BILLINGS	\$	153,479.60
<u>COLLECTIONS</u>	\$	<u>-</u>
<b>BALANCE AS OF 12-31-20</b>	<b>\$</b>	<b>153,479.60</b>

## **MANUFACTURED HOME TAX**

<b>DESCRIPTION</b>	<b>BILLED</b>	<b>PAID</b>	<b>INT BILLED</b>	<b>INT PAID</b>
HOLLY VILLAGE	\$ 151,289.76	\$ (151,289.76)		
COUNTRY MEADOWS	\$ 35,721.63	\$ (35,721.63)		
LIBERTY VILLAGE	\$ 50,429.92	\$ (50,429.92)	889.35	(889.35)
	\$ 237,441.31	\$ (237,441.31)	889.35	(889.35)
			<b>BALANCE AS OF 12-31-2020</b>	<b>\$ -</b>

CITY OF MILLVILLE TAX SALE  
CY20

<b>SOLD TO OUTSIDE BIDDER</b>	
No. of Certificates Issued:	165
<b>TAX SALE</b>	
PROPERTY TAXES	\$245,683.97
INT/COST	\$ 36,438.13
6% YEAR END PENALTY	\$1,566.02
INT/COST	\$ 1,067.75
WATER RENTAL	\$6,687.09
INT/COST	\$ 276.00
SEWER RENTAL	\$12,448.43
INT/COST	\$ 559.41
SPECIAL ASSMT/DEMO	\$10,261.25
INT/COST	\$ 495.20
	\$276,646.76
	\$ 38,836.49

TOTAL TAX SALE-PRINCIPAL	\$351,043.56
TOTAL TAX SALE-INTEREST/COST	\$ 53,690.54
PREMIUMS PAID	\$ 418,800.00
	<b>\$418,800.00</b>
	\$ 404,734.10

	<u>Cost of Sale Collected</u>
Total Cost of Sale Collected	\$ 23,022.50
Prior to Sale	\$ 8,788.90
<b>Total Cost Collected at Sale</b>	<b>\$ 14,233.60</b>
Total Cost Collected	\$ 23,022.50
Cost of Online Auction	\$ 5,040.00
Cost to Advertise	\$ 324.80
Total Cost Expended	\$ 5,364.80
Total Cost Collected	\$ 23,022.50
Total Cost Associated with Auction	\$ 5,364.80
Revenue Realized from cost	\$ 28,387.30

<b>STRUCK OFF TO CITY</b>	
No. of Certificates Issued:	47
<b>TAX SALE</b>	
PROPERTY TAXES	\$65,241.51
INT/COST	\$14,002.24
6% YEAR END PENALTY	
INT/COST	
WATER RENTAL	\$1,771.34
INT/COST	\$185.54
SEWER RENTAL	\$2,671.45
INT/COST	\$282.53
SPECIAL ASSMT/DEMO	\$4,712.50
INT/COST	\$383.74
	\$74,396.80
	\$14,854.05

**Tax Sale Totals**

\$363,999.62	Tax Total
\$8,919.97	Water Total
\$15,961.82	Sewer Total
\$15,852.69	Spec. Assmnt Total
\$404,734.10	
\$418,800.00	premiums
\$823,534.10	

**CY2020 MUNICIPAL LIEN TRANSACTIONS  
SUMMARY OF ALL FUNDS**

<b>DESCRIPTION</b>	<b>CERTIFICATES</b>	<b>AMOUNT</b>
12-31-19 Balance	69	\$ 394,242.02
New Charges from Tax Sale	47	\$ 89,250.85
CY20 Lien Transfers		\$ 194,428.37
Liens Redeemed	-20	\$ (80,816.77)
Liens Assigned/Adj.	-2	\$ (469.60)
Liens Foreclosed	-4	\$ (30,611.89)
Recording/Search Fees ADJ		\$ 920.00
Cancelled charges		\$ -
Recording/Search Fees Collected		\$ (440.00)
Attorney Fees Collected		\$ -
Attorney Fees Added		\$ 8,985.86
Attorney Fees Cancelled		\$ -
New Lien Balance as of 12/31/20	90	\$ 575,488.84

**BREAKDOWN BY TYPE**

**CURRENT (TAXES & SPECIAL ASSESSMENTS & ALL COST)**

12-31-19 Balance	377,581.68
Foreclosure	(30,611.89)
Payments Received	(71,225.53)
Fee Adjustments	9,905.86
CY2020 Transfers	186,425.87
Assignments	(469.60)
Tax Sale Transfer 47 Certificate	84,339.99
<b>Total 12/31/2020</b>	<b>555,946.38</b>

**WATER LIENS**

12-31-19 Balance	10,257.01
Foreclosure	
Payments Received	(5,495.30)
Tax Sale New Liens	1,956.88
CY2020 Transfers	2,282.50
<b>Total 12/31/2020</b>	<b>9,001.09</b>

**SEWER LIENS**

12-31-19 Balance	6,403.33
Foreclosure	
Payments Received	(4,535.94)
Tax Sale New Liens	2,953.98
CY2020 Transfers	5,720.00
<b>Total 12/31/2020</b>	<b>10,541.37</b>

**THIRD PARTY LIEN COLLECTIONS**

COLLECTED THROUGH TAX OFFICE	CY2020	696,575.24
------------------------------	--------	------------

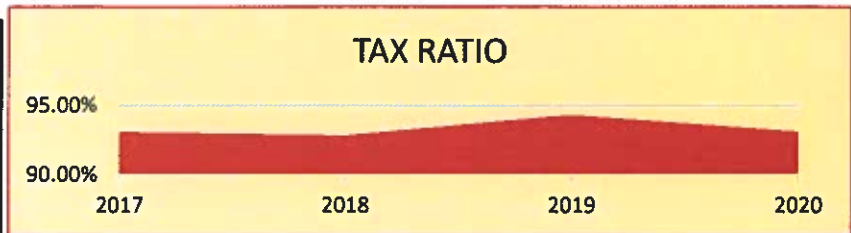


## ASSESSMENTS AND RATIOS

CLASSIFICATION	TOTAL TAX LINES	2020
VACANT LAND	834	25,874,000
RESIDENTIAL	8,357	1,045,647,900
FARM (REGULAR)	63	9,403,300
FARM (QUALIFIED)	97	2,336,700
COMMERCIAL	404	230,256,800
INDUSTRIAL	71	103,588,800
APARTMENT	34	36,798,300
<b>RATABLE TOTAL</b>	<b>9,860</b>	<b>1,453,905,800</b>
TELEPHONE		
<b>PUBLIC UTILITY TOTAL</b>	<b>2</b>	<b>4,574,683</b>
PUBLIC SCHOOL	27	112,140,100
OTHER SCHOOL	2	1,175,800
PUBLIC PROPERTY	562	124,936,200
CHARITABLE	75	40,151,600
CEMETERY	4	709,200
MISCELLANEOUS	146	84,077,100
<b>EXEMPT TOTAL</b>	<b>816</b>	<b>363,190,000</b>

### TAX RATIO HISTORY

TAX YEAR	TAX RATIO
2017	93.04%
2018	92.79%
2019	94.27%
2020	93.07%



### APPEAL CREDITS APPLIED IN 2020

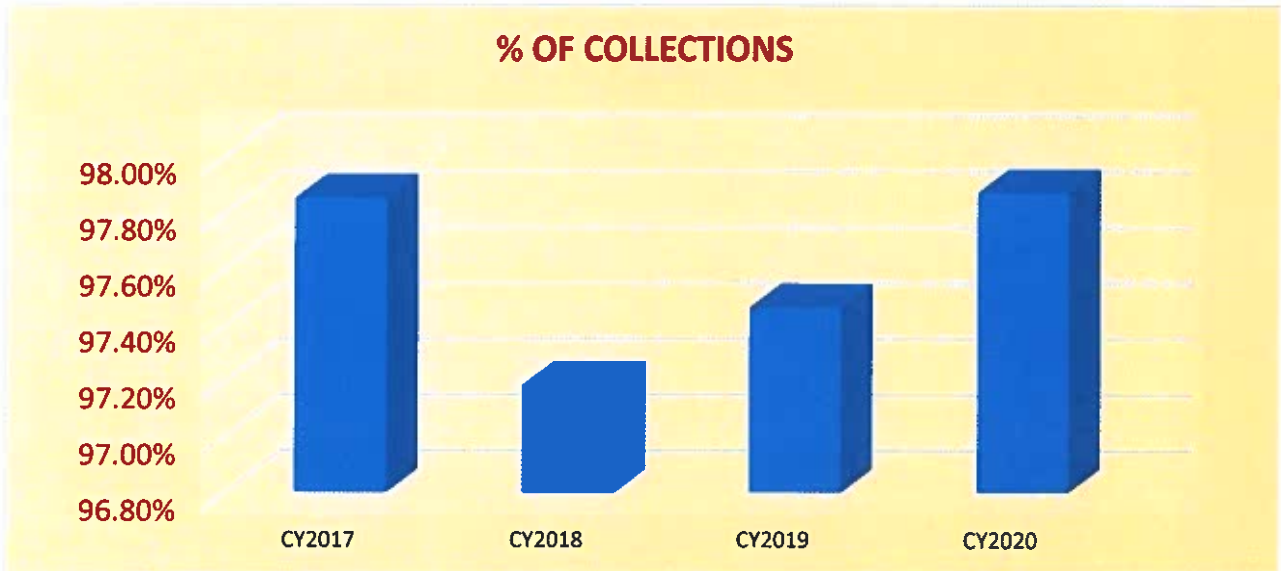
	CY2018	CY2019	CY2020	CY2021
COUNTY			-213,626.52	-106,901.03
STATE	-8,806.57	-5,552.16	-44,667.78	-2,910.85
<b>TOTAL APPEALS</b>	<b>(\$8,806.57)</b>	<b>(\$5,552.16)</b>	<b>(\$258,294.30)</b>	<b>(\$109,811.88)</b>

There were additional cancellations in the amount of \$12,063.53 for tax year 2017 due to State Appeals received in the current tax year of 2020.

## HISTORY OF MUNICIPAL TAX RATES

<u>Year</u>	<u>Municipal Rate Per Billing</u>	<u>Municipal Rate Per Budget</u>
Calendar Year 2016	1.266	1.266
Calendar Year 2017	1.266	1.266
Calendar Year 2018	1.267	1.266
Calendar Year 2019	1.313	1.312
Calendar Year 2020	1.366	1.36

<u>YEAR</u>	<u>% OF COLLECTIONS</u>	<u>TAX LEVY</u>
CY2017	97.85%	48,300,419
CY2018	97.18%	49,897,116
CY2019	97.46%	49,585,149
CY2020	97.87%	52,659,283



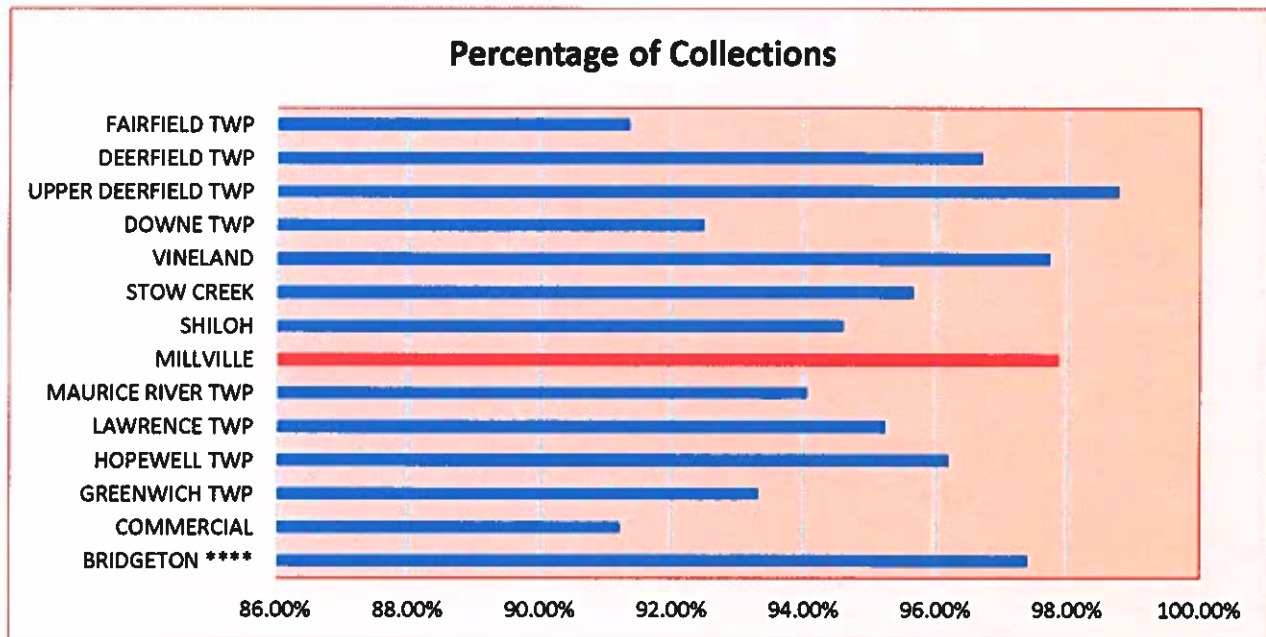
### **Bankruptcy Accounts**

<u>DESCRIPTION</u>	<u>No. of Accts</u>	<u>TOTALS FOR CY19 AS OF 12/31/2019</u>	<u>TOTALS FOR CY20 AS OF 12/31/2020</u>
TAX	6 ACCOUNTS	5,685.65	9,751.64
WATER	21 ACCOUNTS	2,837.81	3,356.34
SEWER	22 ACCOUNTS	5,856.24	6,027.42
SPECIAL ASSESSMENT	0 ACCOUNT	0	
<b><u>TOTAL UNDER AUTOMATIC STAY:</u></b>		<b><u>\$14,379.70</u></b>	<b><u>\$19,135.40</u></b>

## CUMBERLAND COUNTY COMPARISON

CALENDAR YEAR	MUNICIPALITY	2020	2019	Increase/ Decrease
CALENDAR	BRIDGETON ****	97.40%	97.43%	-0.03%
CALENDAR	COMMERCIAL	91.22%	91.25%	-0.03%
CALENDAR	GREENWICH TWP	93.31%	94.31%	-1.00%
CALENDAR	HOPEWELL TWP	96.19%	96.84%	-0.65%
CALENDAR	LAWRENCE TWP	95.24%	95.05%	0.19%
CALENDAR	MAURICE RIVER TWP	94.05%	93.45%	0.60%
CALENDAR	MILLVILLE	97.87%	97.46%	0.41%
CALENDAR	SHILOH	94.60%	93.85%	0.75%
CALENDAR	STOW CREEK	95.66%	95.28%	0.38%
CALENDAR	VINELAND	97.73%	97.03%	0.70%
CALENDAR	DOWNE TWP	92.49%	92.22%	0.27%
CALENDAR	UPPER DEERFIELD TWP	98.77%	97.47%	1.30%
CALENDAR	DEERFIELD TWP	96.70%	95.13%	1.57%
CALENDAR	FAIRFIELD TWP	91.35%	93.45%	-2.10%

\*\*\*\*\*Accelerated Tax Sale



### TOP 3 RANKING IN PERCENTAGE OF COLLECTIONS IN ORDER OF RANK

Accelerated Sale	UPPER DEERFIELD TWP	98.77%	0.90% Difference
	MILLVILLE	97.87%	
	VINELAND	97.73%	

## WATER & SEWER OVERVIEW

<i>Year</i>	<i>Water Levy</i>	<i>Water Collections</i>	<i>Sewer Levy</i>	<i>Sewer Collections</i>
CY2018	3,245,953	3,217,100	6,115,384	6,050,023
CY2019	3,221,785	3,218,690	6,082,771	6,051,034
CY2020	3,234,650	3,129,066	6,005,287	5,844,037

### WATER ACCOUNTS/BILLING UNITS

<i>CLASSIFICATIONS</i>	<i>#Billing Accts</i>	<i>#Billing Units</i>
RESIDENTIAL	7043	7298
COMMERCIAL	506	506
INDUSTRIAL	52	53
APARTMENTS	178	2559
COMMERCIAL/RESIDENTIAL	81	108
SCHOOL/PUBLIC BUILDINGS	37	37
FIRE SPRINKLER	166	171
HYDRANTS	29	64
ACCOUNT TYPE (OFF)	74	74
BOARDING HOMES	12	25.75
<b>TOTAL WATER UNITS</b>	<b>8178</b>	<b>10895.75</b>

### SEWER ACCOUNTS/BILLING UNITS

<i>CLASSIFICATIONS</i>	<i>#Billing Accts</i>	<i>#Billing Units</i>
RESIDENTIAL	6467	6726
COMMERCIAL	429	432
INDUSTRIAL	44	44
APARTMENTS	181	2631
COMMERCIAL/RESIDENTIAL	81	109
SCHOOL/PUBLIC BUILDINGS	30	397.22
SEWER FLOW METERS	6	6
ACCOUNT TYPE (OFF)	46	48
BOARDING HOMES	12	25.75
<b>TOTAL SEWER UNITS</b>	<b>7296</b>	<b>10418.97</b>

<b>YEARLY</b>	<b>Water</b>	<b>Hydrants</b>	<b>Water Arrears</b>	<b>Sewer</b>	<b>Sewer Arrears</b>
<b>CY 20 Beginning Balance</b>	181,718.15	(0.12)	2,837.81	378,463.07	5,856.24
<b>Billings</b>	3,234,650.00	12,000.00	0.00	6,005,287.30	0.00
<b>Collections</b>	(3,129,066.17)	(11,348.88)	(2,114.37)	(5,844,036.74)	(4,002.03)
<b>Reversal Corrections</b>	(141.50)			(281.33)	
<b>Adjustments to Date</b>	(32,570.98)	0.00	2,632.90	7,991.99	4,173.21
<b>Ending Balance</b>	<b>254,589.50</b>	<b>651.00</b>	<b>3,356.34</b>	<b>547,424.29</b>	<b>6,027.42</b>

**Footnote:** We have 210 Senior/Disabled deductions on sewer which amounted to \$38,850.00

**REPORT ON FORECLOSURES**

<u>RES NO.</u>	<u>YEAR FORECLOSURE STARTED</u>	<u>NO. OF LIENS FILED</u>	<u>AMT. AS OF RES. DATE</u>	<u>NO. OF LIENS REMAINING</u>	<u>Notes</u>
372-2017	2017	5	\$59,592.39	3	See Below
101-2020 Foreclosure #1	2018	9	\$38,522.61	9	Sent to Attorneys in Feb of 2020 Attorney is hopeful to finalize complaint and proceed with foreclosure filing by end of March 2021
331-2020 Foreclosure #2	2018	19	\$233,349.49	19	Sent to Attorneys in January of 2020; they are still in the process of preparing pre-foreclosure notices, and expect to request title reports within the next 2 weeks
101-2020	2019 (1-31-2019 Sale)	5	\$7,884.28	5	Sent to Attorneys in Feb of 2020 Attorney is hopeful to finalize complaint and proceed with foreclosure filing by end of March 2021
	2019 (1-31-2019 Sale)		\$122,264.65	19	Has not yet been turned over for foreclosure, do to budgetary restraints
	2020 (4-22-2020 Sale)		\$123,171.47	28	Has not yet been turned over for foreclosure, do to budgetary restraints
			\$584,784.89	83	

**\*\*Notations on Foreclosures  
2017 Liens and Prior**

352/46 520 Columbia Avenue-Foreclosed on 9/11/2020  
 3 Properties are held up waiting on the final title searches (due to Covid-researches could not obtain records in person for 60 yr search)  
 197/3445 219 Acacia Rd; 133/44 Race Street S and 527/14 19 Garfield Street R

**\*\*Notations on Foreclosures  
2018 Liens**

There are 28 Liens for 2018 that were available for foreclosure the 9 that was submitted to the attorneys in March of 2020, are almost done the title reporting stage; and the foreclosure should be final by the end of June to early July. The remaining 19 were approved in December of 2020 and sent to the attorneys in January of 2021; they are a couple weeks out from having title reports ordered. We do not anticipate receiving final judgments until approximately November/December 2021

Certs On Res 354-2018	81
Redeemed 2019	-30
Foreclosed 2019	-23
Judgment Vacated 2020	1
Bankruptcy Automatic Stay	-1
Balance of Certificates	28 Open Liens Available for foreclosure

Open Amount Due as of 12/31/2020    \$                    252,189.13

REPORT ON FORECLOSURES

**\*\*Notations on Foreclosures  
2019 Liens**

There were 24 Open liens from the 2019 tax sale. 5 of the properties were included on the foreclosure started in March of 2020; and we are awaiting judgment as stated above. The remaining 19 are still open, and foreclosure has not been commenced due to budgetary restraints.

Total Open liens for 2019	26	As of 12-31-2019
Redeemed in 2020	-1	
Foreclosed in 2020	-1	
Certs On Res 101-2020	-5	
Balance of Certificates	19	Open Liens Available for foreclosure

Open Amount Due as of 12/31/2020 \$ 130,148.93

**\*\*Notations on Foreclosures  
2020 Liens**

The 2020 Liens have not been turned over for foreclosure even though more than 6 months has passed since the sale, due to budget restraints. We only had 1 property that was in dilapated condition, and foreclosed under abandon property act.

Liens Received at tax sale	47
Certificates Redeemed	-14
Foreclosed (abandon)	-1
Bankruptcy Automatic Stay	-2
Assigned Certificates	-2
	28 Open Liens Available for foreclosure

Open Amount Due as of 12/31/2020 \$ 123,171.47

**TAX COLLECTORS ANNUAL REPORT  
OF COLLECTIONS  
{JAN 1, 2020 THROUGH DEC 31, 2020}**

<b>TAXES</b>			
	<u>Principle</u>	<u>Interest</u>	<u>Totals</u>
PREPAID YEAR 2021	\$ 453,437.21		
CURRENT YEAR 2020	\$ 51,055,505.11	\$ 143,895.61	\$ 52,483,204.58
PRIOR YEAR-DELINQUENT	\$ 830,366.65		
6% YEAR END PENALTY	\$ 1,752.43	\$ 1,073.72	\$ 2,826.15
	<b>\$ 52,341,061.40</b>	<b>\$ 144,969.33</b>	<b>\$ 52,486,030.73</b>

<b>PILOT-ABATEMENTS</b>			
	<u>Principle</u>	<u>Interest</u>	<u>Totals</u>
PILOTS {ABATEMENTS}	\$ 439,331.14	\$ 43.87	\$ 439,375.01
PILOTS {GROUP HOMES}	\$ 34,130.07		\$ 34,130.07
PILOTS {C.C.I.A}	\$ 7,500.00		\$ 7,500.00
PILOTS {M.H.A}	\$ 81,830.19		\$ 81,830.19
	<b>\$ 562,791.40</b>	<b>\$ 43.87</b>	<b>\$ 562,835.27</b>

<b>LIENS</b>			
	<u>Principle</u>	<u>Interest</u>	<u>Totals</u>
TAX TITLE LIENS	\$ 68,255.13	\$ 6,629.87	\$ 74,885.00
SPECIAL ASSESSMENT LIEN	\$ 3,000.00	\$ 326.69	\$ 3,326.69
SEARCH & RECORDING FEES	\$ 440.00		\$ 440.00
ATTORNEY FEES			
LIEN INSTALLMENT PLAN	\$ 1,279.55	\$ 1,774.30	\$ 3,053.85
	<b>\$ 72,974.68</b>	<b>\$ 8,730.86</b>	<b>\$ 81,705.54</b>

<b>SPECIAL ASSESSMENTS</b>			
	<u>Principle</u>	<u>Interest</u>	<u>Totals</u>
CLEAN UP/DEMO	\$ 53,979.12	\$ 1,649.45	\$ 55,628.57
	<b>\$ 53,979.12</b>	<b>\$ 1,649.45</b>	<b>\$ 55,628.57</b>

<b>CONSTRUCTION/HOUSING</b>			
	<u>Principle</u>	<u>Interest</u>	<u>Totals</u>
CONSTRUCTION PERMITS	\$ 430,940.60		\$ 430,940.60
RENTAL REGISTRATIONS	\$ 470,770.00		\$ 470,770.00
FORECLOSED PROP REG	\$ 182,850.00		182,850.00
VACANT PROPERTY REG	\$ 70,200.00		70,200.00
ZONING PERMITS	\$ 15,235.00		\$ 15,235.00
	<b>\$ 1,169,995.60</b>		<b>\$ 1,169,995.60</b>

<b>MISCELLANEOUS-CURRENT FUND</b>		
<u>Description</u>	<u>Pay Code</u>	<u>Amount</u>
ALCHOLIC BEV LIC	A1	14,730.00
FIRE ARMS/FINGER PRINTS	A2	405.00
DUE STATE MARRIAGE LIC.	AA	2,375.00
MARRIAGE LICENSE	A4	330.00
BUSINESS LICENSE	A5	1,680.00
RAFFLE LICENSE	A6	950.00
BINGO LICENSE	A7	80.00
YARD SALE LICENSE	A8	560.00
VITAL STATISTICS	B2	7,944.00
ZONING BOARD	B3	10,460.00
PLANNING BOARD	B4	9,362.00
TAX SEARCHES	B5	40.00
IMPROV SEARCH	B6	10.00
SMOKE DET. COMP.	B9	28,257.00
DUMPSTER PERMIT	BD	750.00
ST OPENINGS W/S	C1	58,382.55
FIRE SAFETY OFFICIAL	C3	20,798.00
MUNICIPAL COURT	C5	236,379.71
VARIANCE LIST FEE	CB	280.00
PLANS & SPEC FEES	CD	900.00
RENT MILL LIBRARY	DA	176,680.00
INTEREST INC. CURRENT	E8	7,864.35
TRAILER LICENSE FEE	F3	239,553.08

**TAX COLLECTORS ANNUAL REPORT  
OF COLLECTIONS  
{JAN 1, 2020 THROUGH DEC 31, 2020}**

FIREARMS REG	F5	2,613.00
MRNA	F8	161,905.62
ACCIDENT REPORTS	F9	21.00
PETTY CASH	FK	4,200.00
COST OF SALE-TAX	FA	27,466.08
EVIDENCE MONEY	FB	7,659.21
LEASE-RRCA	F1	5,000.04
SPRINT RENT PROCEEDS	FC	40,506.52
TMOBILE RENT PROCESS	FD	42,281.00
AT&T RENT PROCEED	FE	24,271.12
FRANCHISE FEE-CABLE	G2	85,925.62
PHOTOCOPIES	G3	62.35
INS PROCEEDS CONTRA	G7	64,185.74
BAD CHECK (CURR)	HD	260.00
BD OF ED GAS	IBG	5,836.14
INVOICE-CURRENT	INV	15,943.74
	<b>Total</b>	<b>1,306,907.87</b>



**TAX COLLECTORS ANNUAL REPORT  
OF COLLECTIONS  
{JAN 1, 2020 THROUGH DEC 31, 2020}**

**STATE & FEDERAL GRANTS**

LIBRARY AID PAYABLE	D5	12,306.00
MUNICIPAL ALLIANCE	EA	23,147.51
TRASH CART	CAN	13,835.00
RECYCLE CART	RCN	1,700.00
	<b>Total</b>	<b>50,988.51</b>

**CURRENT FUND SUMMARY**

	<u>Principle</u>	<u>Interest</u>	<u>Totals</u>
COLLECTIONS ON TAXES	\$ 52,341,061.40	\$ 144,969.33	\$ 52,486,030.73
PILOT ABATMENTS	\$ 562,791.40	\$ 43.87	\$ 562,835.27
LIEN REDEMPTIONS	\$ 72,974.68	\$ 8,730.86	\$ 81,705.54
SPECIAL ASSESSMENTS	\$ 53,979.12	\$ 1,649.45	\$ 55,628.57
CONSTRUCTION/HOUSING	\$ 1,169,995.60		\$ 1,169,995.60
MISCELLANEOUS	\$ 1,306,907.87		\$ 1,306,907.87
STATE & FEDERAL GRANTS	\$ 50,988.51		\$ 50,988.51
	<b>\$ 55,558,698.58</b>	<b>\$ 155,393.51</b>	<b>\$ 55,714,092.09</b>

**TAX COLLECTORS ANNUAL REPORT  
OF COLLECTIONS  
(JAN 1, 2020 THROUGH DEC 31, 2020)**

**WATER RENTS RECEIVABLE**

	<u>Principle</u>	<u>Interest</u>	<u>Totals</u>
RESIDENTIAL RENTS	\$ 2,057,459.73		
NON-RESIDENTIAL RENTS	\$ 1,072,398.34	\$ 10,404.01	\$ 3,151,610.96
FIRE HYDRANTS	\$ 11,348.88		
SPECIAL CHARGES-ARREARS	\$ 1,739.37	\$ 287.85	\$ 2,027.22
WATER LIENS	\$ 5,495.30	\$ 925.79	\$ 6,421.09
	<b>\$ 3,148,441.62</b>	<b>\$ 11,617.65</b>	<b>\$ 3,160,059.27</b>

**WATER MISCELLANEOUS**

<u>Description</u>	<u>Pay Code</u>	<u>Amount</u>
TURN ON AND OFF FEES	WMF	\$ 7,681.62
METER FEES	MTR	\$ 6,907.00
WATER TAP FEES	TAP	\$ 4,900.00
CONNECTION FEES	WCF	\$ 15,823.58
		<b>\$ 35,312.20</b>

**WATER SUMMARY**

	<u>Principle</u>	<u>Interest</u>	<u>Totals</u>
RENTS RECEIVABLE	\$ 3,148,441.62	\$ 11,617.65	\$ 3,160,059.27
MISCELLANEOUS	\$ 35,312.20		\$ 35,312.20
	<b>\$ 3,183,753.82</b>	<b>\$ 11,617.65</b>	<b>\$ 3,195,371.47</b>

**SEWER RENTS RECEIVABLE**

	<u>Principle</u>	<u>Interest</u>	<u>Totals</u>
RESIDENTIAL RENTS	\$ 4,638,397.01	\$ 21,166.79	\$ 5,865,456.86
NON-RESIDENTIAL RENTS	\$ 1,205,893.06		
SPECIAL CHARGES-ARREARS	\$ 4,002.03	\$ 368.07	\$ 4,370.10
SEWER LIENS	\$ 4,535.94	\$ 474.36	\$ 5,010.30
	<b>\$ 5,852,828.04</b>	<b>\$ 22,009.22</b>	<b>\$ 5,874,837.26</b>

**SEWER MISCELLANEOUS**

<u>Description</u>	<u>Pay Code</u>	<u>Amount</u>
CONNECTION FEES	SCF	\$ 22,518.80
SITE VISIT-TURN OFFS	SMF	\$ 50.28
		<b>\$ 22,569.08</b>

**SEWER SUMMARY**

	<u>Principle</u>	<u>Interest</u>	<u>Totals</u>
RENTS RECEIVABLE	\$ 5,852,828.04	\$ 22,009.22	\$ 5,874,837.26
MISCELLANEOUS	\$ 22,569.08		\$ 22,569.08
ASSESSMENTS			
	<b>\$ 5,875,397.12</b>	<b>\$ 22,009.22</b>	<b>\$ 5,897,406.34</b>

**TAX COLLECTORS ANNUAL REPORT  
OF COLLECTIONS  
{JAN 1, 2020 THROUGH DEC 31, 2020}**

**PAYROLL DEDUCT**

<u>Description</u>	<u>Pay Code</u>	<u>Amount</u>
RETIREE CONTRIBUTION	IRT	\$ 49,419.79

**ANIMAL CONTROL**

<u>Description</u>	<u>Pay Code</u>	<u>Amount</u>
KENNEL LICENSE	R9	\$ 25.00
LICENSING	DOG	\$ 11,611.00
		\$ 11,636.00

**UDAG**

<u>Description</u>	<u>Pay Code</u>	<u>Amount</u>
LOAN REPAYMENT	IUD	\$ 8,924.57

**UEZ**

<u>Description</u>	<u>Pay Code</u>	<u>Amount</u>
LOAN REPAYMENT	IEZ	\$ 115,590.47

**TRUST**

<u>Description</u>	<u>Pay Code</u>	<u>Amount</u>
O/S POLICE EMPLOYMENT	OTD	\$ 51,940.00
MUNICIPAL ALLIANCE	OT8	\$ 500.00
RES SENIOR REC DONATION	OTW	\$ 3,731.89
PLANNING BOARD ESCROWS	OV4	\$ 35,900.00
DED/COMPEN/FIRE	OV6	\$ 4,052.00
POAA (PARK OFF ADJ)	OV8	\$ 636.00
PUB DEF APPLIC FEE	OV7	\$ 2,748.42
A/R: POLICE OFF DUTY	IPO	\$ 21,091.50
		\$ 120,599.81

**TOTAL COLLECTIONS**

CURRENT	\$ 55,714,092.09
WATER	\$ 3,195,371.47
SEWER	\$ 5,897,406.34
PAYROLL	\$ 49,419.79
DOG	\$ 11,636.00
UDAG	\$ 8,924.57
UEZ	\$ 115,590.47
TRUST	\$ 120,599.81

**\$ 65,113,040.54 Total Month Collections**

*Leann L. Shugart*

TAX COLLECTOR

February 8, 2021

Dated

